



We're teaching every child to read with Little Wandle Letters and Sounds Revised

A complete SSP validated by the Department for Education



Phonics at Hurworth House School



Little Wandle Letters and Sounds

What is Phonics?

Phonics is a way of teaching children how to read and write. It helps children hear, identify and use different sounds that distinguish one word from another in the English language. (The Literacy Trust).

At Hurworth House we use Little Wandle Letters and Sounds to form our teaching of Phonics.

We're teaching every child to read with Little Wandle Letters and Sounds Revised

A complete SSP validated by the Department for Education



Effective Phonics

Teaching looks like ...

- Direct teaching in frequent short bursts.
- Consistency of approach.
- Secure systematic progression.
- Maintaining pace of learning.
- Providing repeated practice.
- Application of phonics using matched decodable books.
- Early identification of children at risk of falling behind linked to the provision of effective keep-up support.



Phonics Phases



PHASE 1

The first phase of phonics focuses on the fundamentals of listening and communication skills developing the recognition of sound. Laying the foundations for phase 2.



PHASE 2

Knowledge and understanding of 19 GPCs categorised into 5 sets. Introducing the skills; blending (VC and CVC) segmenting, spelling, high frequency words and practising reading.



PHASE 3

Introduction of more complex graphemes using two letters (digraphs) or three letters (trigraphs). A further 25 letters and graphemes are taught. teaching of graphemes that make more than one sound. e.g. 'oo'

Phonics Phases



PHASE 4

No new phonemes or graphemes, focus on further manipulation of the ones they have already learnt - increasing the complexity of blending. Young people should become more confident readers across this phase with words containing a number of graphemes.



PHASE 5

New graphemes introduced with a variation in sound compared to those learnt in previous phases e.g. 'ai' in phase 2 can also be 'ay' (play) or 'a-e' (make). This phase aims to broaden the knowledge of graphemes and phonemes used in reading and spelling.



FLUENCY

A simple one-minute assessments are used to measure the fluency of children in the final stages of Phase 5. Research identifies the key factors of fluency to be:

- accuracy
- rate/ automaticity
- prosody/ expression (pauses, intonation)



Key words

GPC	Grapheme Phoneme Correspondence - the sound letter relationship
Phonemes	The smallest unit of sound- the sound a letter represents.
Graphemes	'A sound written down' A letter, or group of letters used to represent a particular sound within writing.
Blending	The skill of being able to put individual phonemes together to read out a full word.
Segmenting	To identify each of the individual phonemes in a word, working through from left to right.

We're teaching every child to read with Little Wandle Letters and Sounds Revised

A complete SSP validated by the Department for Education



Pronunciation is key

Pronunciation is a key part of the teaching of phonics. Teaching young people how to pronounce sounds is the building blocks to building up more complex phonetical skills.


As adults it is important to pronounce the sounds without adding anything on the end. Adults often pronounce constants with an 'uh' on the end for example -

/b/ /a/ /t/
'bu' + 'a' + 'tuh'



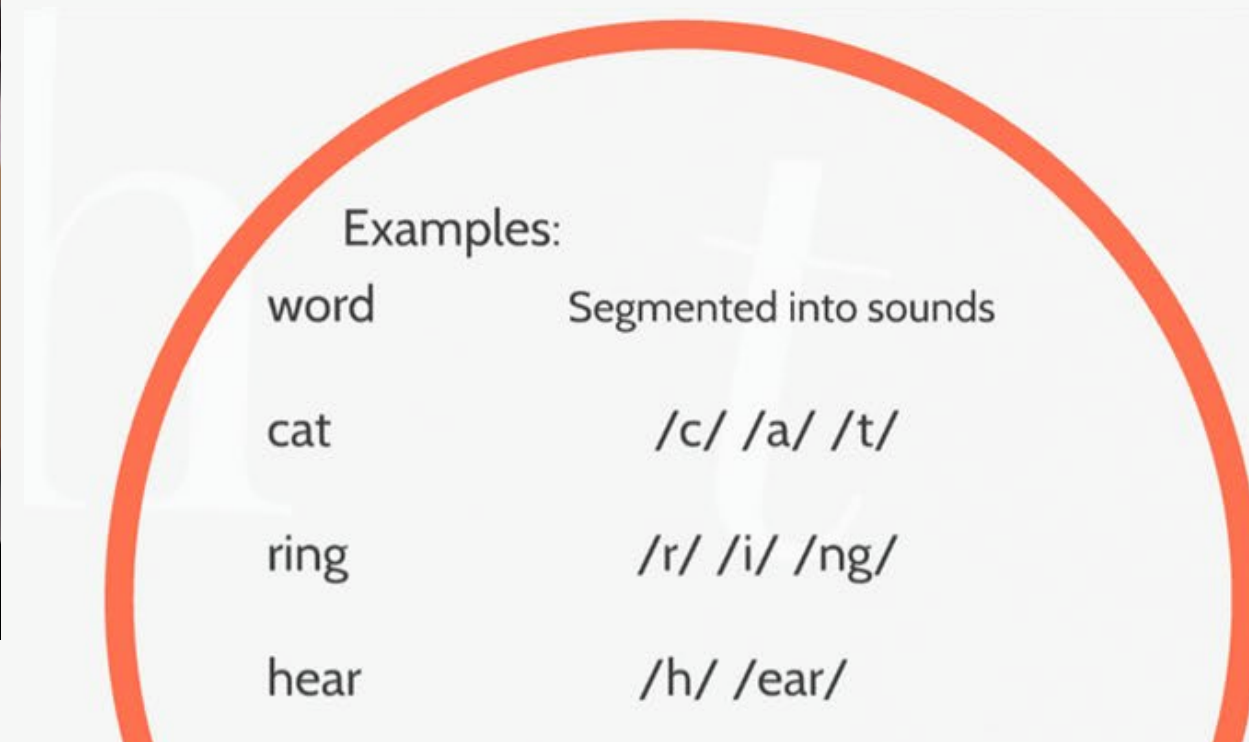
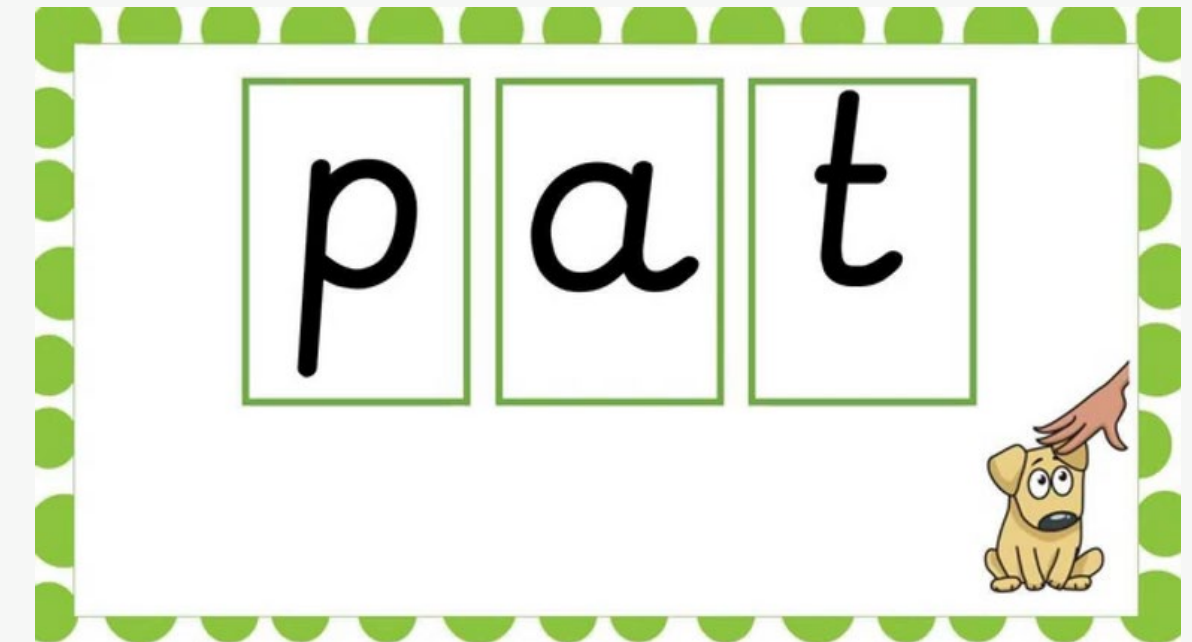

To watch more of the pronunciation videos please scan here >>>

If viewing online, please click the video link [here](#)



How do we teach blending?

scan the QR code to find out more



What are Tricky Words?

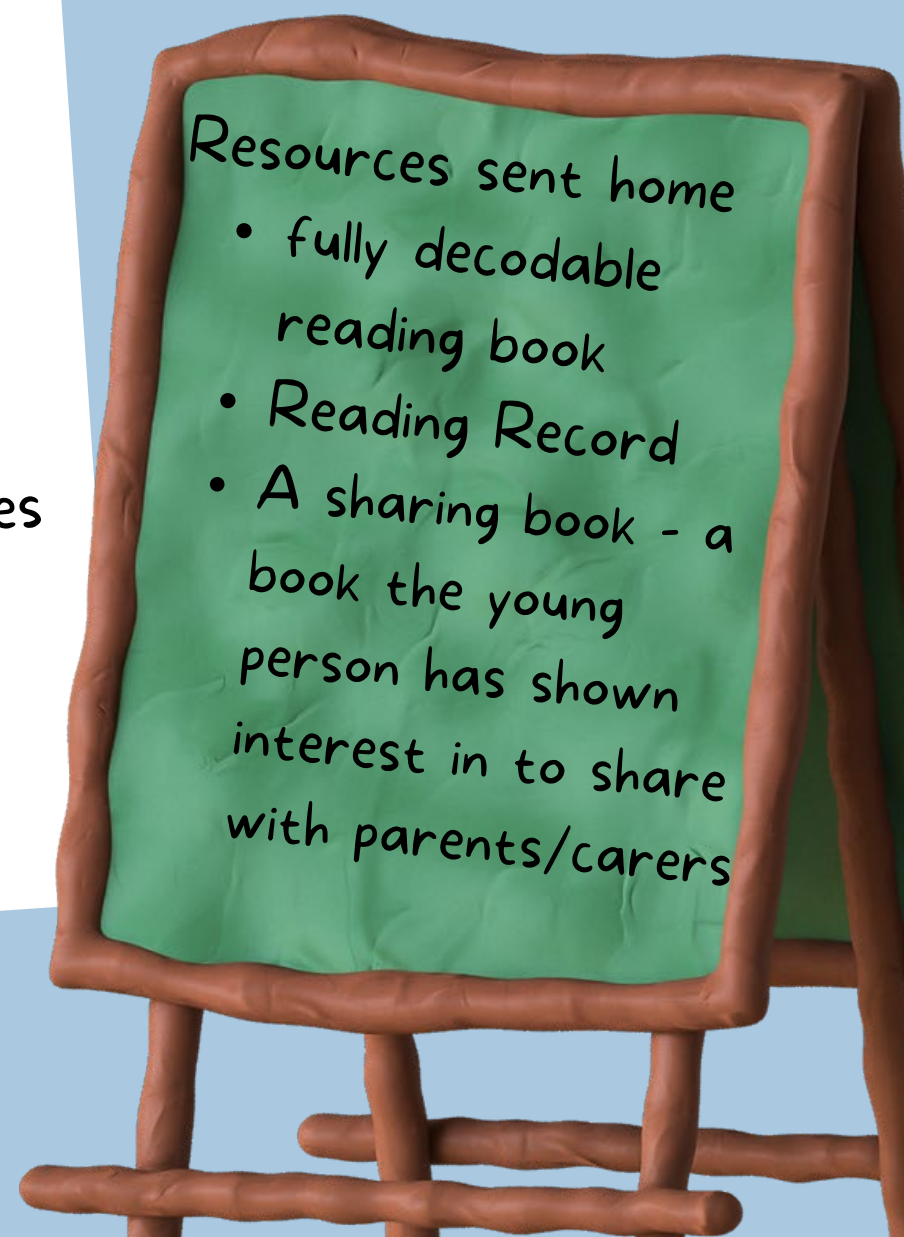


	Reception	Year 1
Autumn 1	is I the	Review all taught so far.
Autumn 2	put pull as and has his her go no to into she push he of we me be	their people oh your Mr Mrs Ms ask could would should our house mouse water want
Spring 1	as you they my by all are sure pure	any many again who whole where two school call different thought through friend work
Spring 2	Review all taught so far.	once laugh because eye
Summer 1	said so have like some come love do were here little says there when what one out today	PSC – no new tricky words.
Summer 2	Review all taught so far.	busy beautiful pretty hour move improve parents shoe




Benefits of Reading At Home

- 1 Gaining fluency and confidence in reading
- 2 Increasing access to literature and resources in all subjects
- 3 supporting emotional and social benefits of reading
- 4 Accelerating a lifelong skills that opens possibilities and opportunities



For More information



<https://www.littlewandlelettersandsounds.org.uk/>

School hold training sessions
for parents and carers
please contact on 01325
729080 to book into the
next Little Wandle at
Hurworth House School
session.

