



Headline Analysis 2020 – 2021

In 2020 -2021
Day LAC students
have made better
progress than LAC
student boys.

92% students have
made Good or
Outstanding progress
in Reading,
Speaking & Listening

92% students have
made Good or
Outstanding progress
in Mathematics

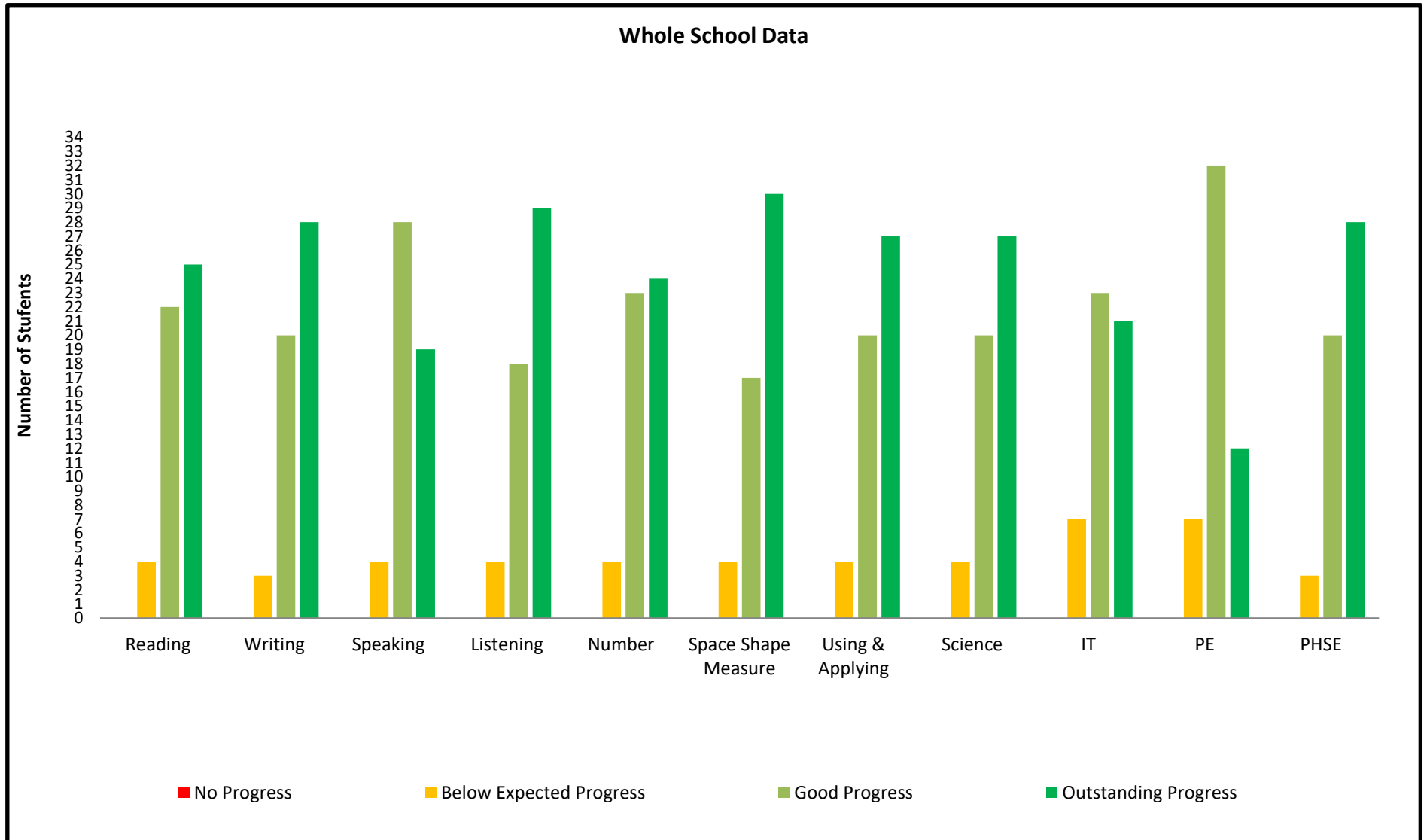
100% Of Key Stage 4,
3, 2 made Good or
Outstanding progress
in PHSE

In 2020 – 2021
Girl Day students
have made better
progress than Girl
LAC students

100% of End of Key
Stage 2 students
achieved Good or
Outstanding progress
English, Mathematics
and Science.



Whole School Data - The cohort consists of 51 students.
Students in Year 14 are excluded, their attainment will be on the AQA system.





Data Overview – Student Progress				Core Subjects										
				English				Mathematics			Science			
				Reading	Writing	Speaking	Listening	Number	SSM	U & A	Scientific Enquiry	IT	PE	PHSE
%	Students making No Progress.			-	-	-	-	-	-	-	-	-	-	
	Students making below Expected Progress.			8%	6%	8%	8%	8%	8%	8%	14%	14%	6%	
	Students making GOOD Progress.			43%	39%	55%	35%	45%	33%	39%	39%	45%	63%	39%
	Students making OUTSTANDING progress.			49%	55%	37%	57%	47%	59%	53%	53%	41%	23%	55%



Year 14 - Leavers Outcomes

The cohort consists of 7 young people, 6 male and 1 females. (1-TB student is exploring a placement)

Their destinations were:

FE College	Student	Number of Students	Day Students	Residential Students
Orbis Education	RB	1	0	1
Wolverhampton College	HW	1	0	1
St Roses & St Martins College	AB	1	1	0
Rodbaston College	LW	1	1	0
Strathmore College	DWJ/OA	2	0	2

Outcome Destination is strong for Rugeley School. Our Year 14 vocational curriculum is embedded. Six (86%) of our students have successfully transitioned into Further Education Colleges. This year we have introduced an AQA achievement system to measure student attainment. We have devised a system:

Termly Attainment:

Rugeley School Transitional Year Student Progress Overview					
		AQA Units			
Class	Year	Name	Autumn 20	Spring 21	Summer 21
Elm Class	14	Riley Brammer	21 Units	21 Units	22 units
	14	Harvey Warlow	20 Units	21 Units	22 units
	14	Lee Westley	21 Units	21 Units	22 units
	14	Adeline Beech	19 Units	19 Units	20 units
	14	Tyrai Belle	13 Units	14 Units	13 Units
	14	Obed Acheampong	19 Units	19 Units	20 units
Beech	14	Daniel Whittington Jones	18 Units	18 Units	18 Units

0 No Progress

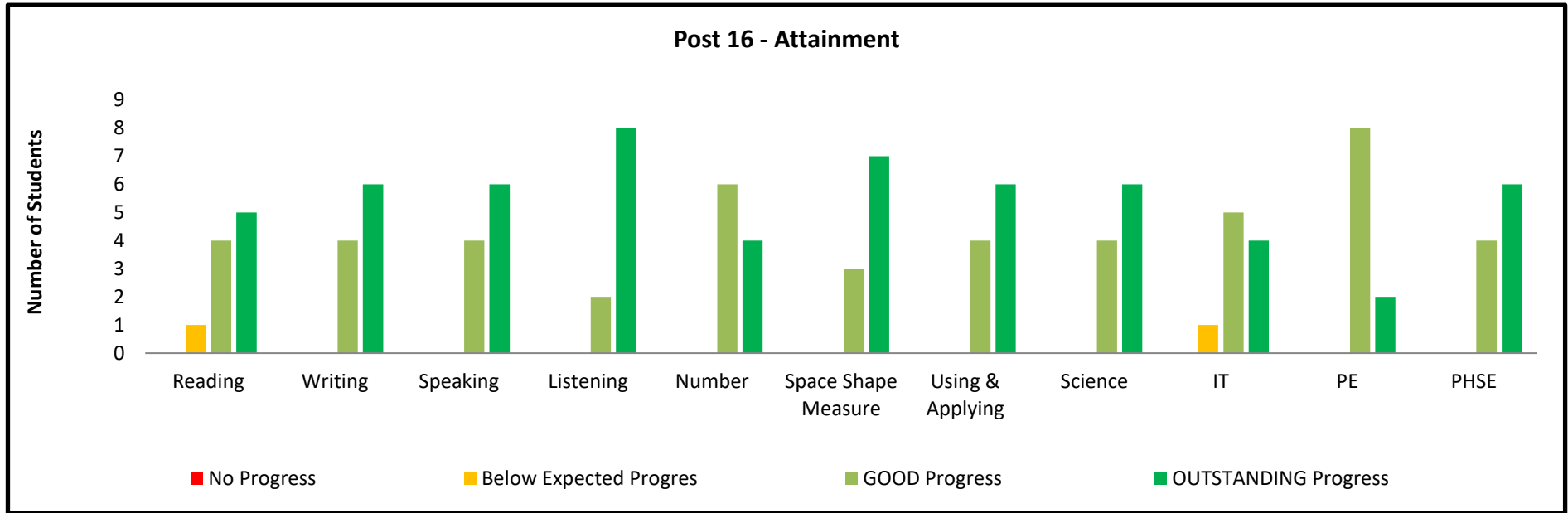
1 – 7 Below Expected Progress

8 – 14 Good Progress

15 – 21 Outstanding Progress.



Post16 – Year 12 and 13 cohort consists of 10 students (9 male and 1 female)

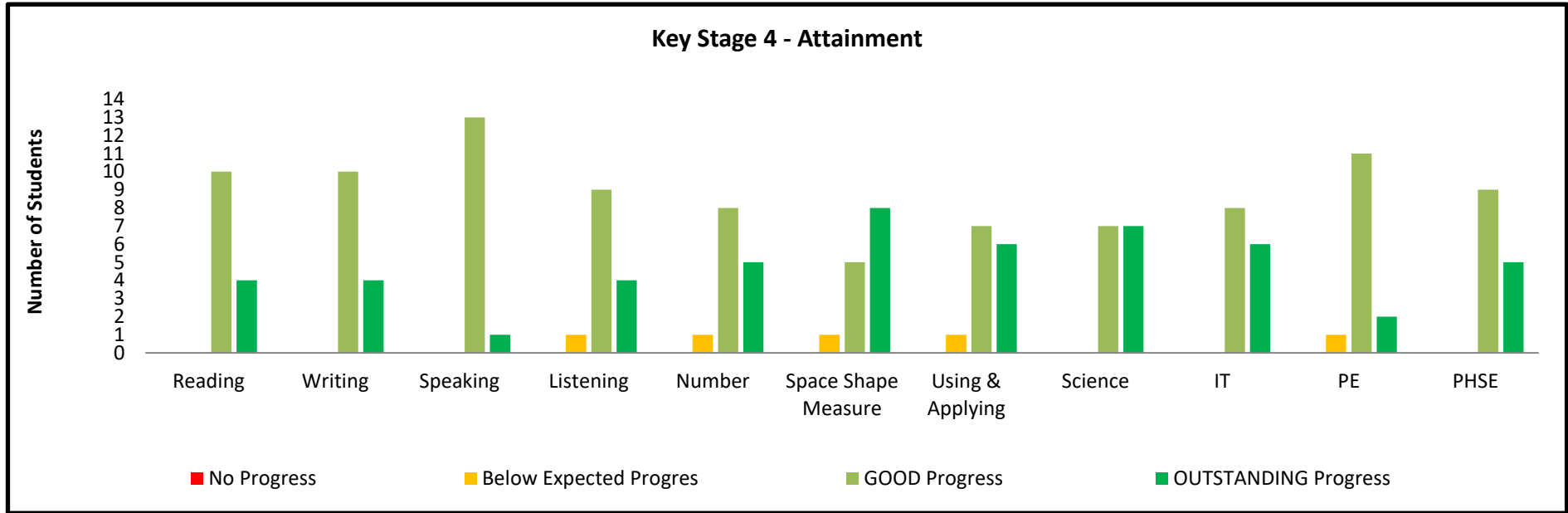


Data Overview – Student Progress	Core Subjects										
	English				Mathematics			Science			
	Reading	Writing	Speaking	Listening	Number	SSM	U & A	Scientific Enquiry	IT	PE	PHSE

%	Students making No Progress.	-	-	-	-	-	-	-	-	-	-	-
	Students making below Expected Progress.	10%	-	-	-	-	-	-	-	10%	-	-
	Students making GOOD Progress.	40%	40%	40%	20%	60%	30%	40%	40%	50%	80%	40%
	Students making OUTSTANDING progress.	50%	60%	60%	80%	40%	70%	60%	60%	40%	20%	60%



Key Stage 4 – Year 10 and 11 cohort consists of 14 students (13 male and 1 female)

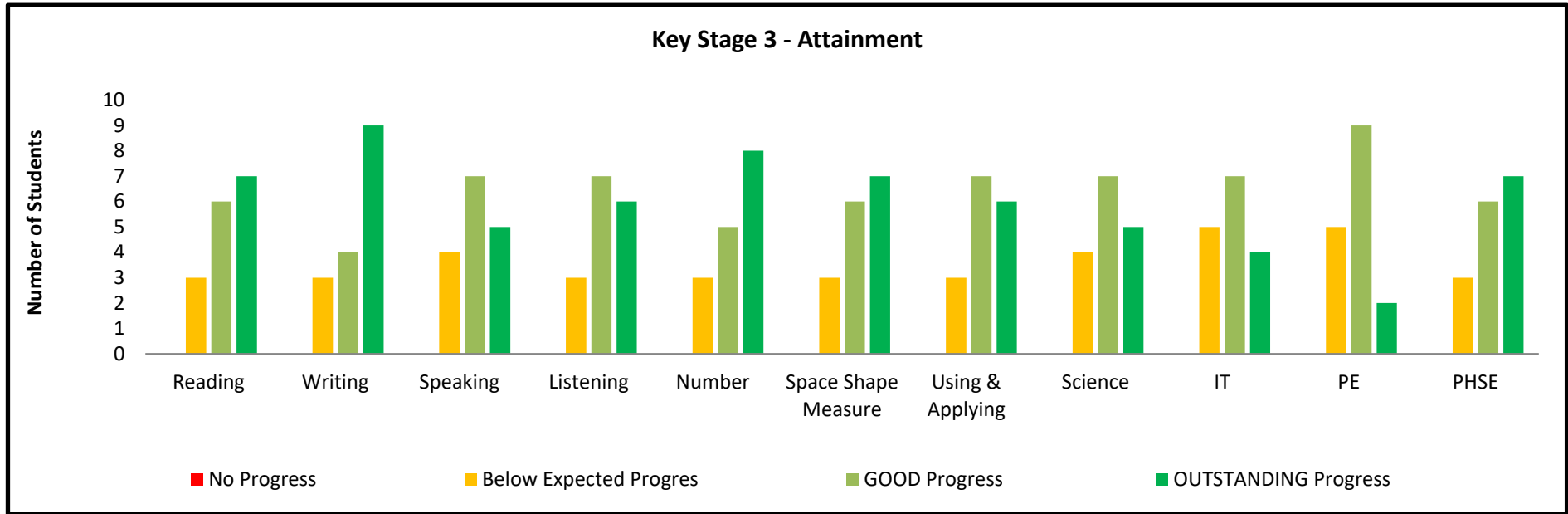


Data Overview – Student Progress	Core Subjects										
	English				Mathematics			Science			
	Reading	Writing	Speaking	Listening	Number	SSM	U & A	Scientific Enquiry	IT	PE	PHSE

%	Students making No Progress.	-	-	-	-	-	-	-	-	-	-	-
	Students making below Expected Progress.	-	-	-	7%	7%	7%	7%	-	-	7%	-
	Students making GOOD Progress.	71%	71%	93%	64%	57%	36%	50%	50%	57%	79%	64%
	Students making OUTSTANDING progress.	29%	29%	7%	29%	36%	57%	43%	50%	43%	14%	36%



Key Stage 3 – Year 7,8 and 9 cohort consists of 16 students (12 male and 4 female)

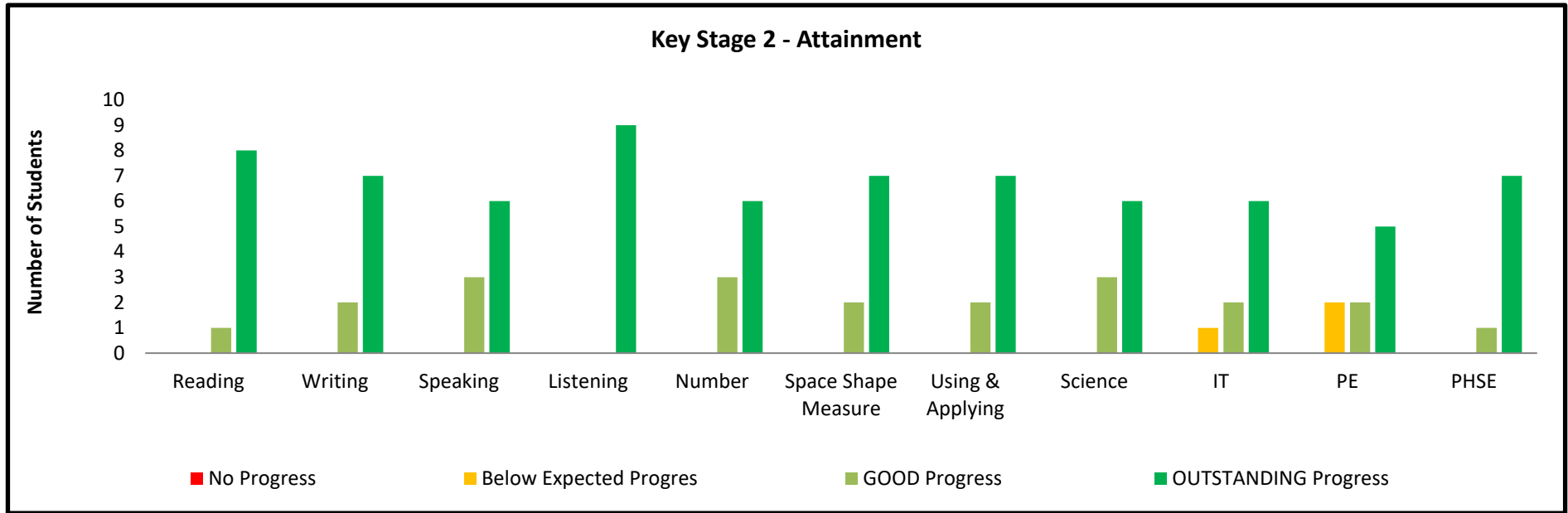


Data Overview – Student Progress	Core Subjects										
	English				Mathematics			Science			
	Reading	Writing	Speaking	Listening	Number	SSM	U & A	Scientific Enquiry	IT	PE	PHSE

%	Students making No Progress.	-	-	-	-	-	-	-	-	-	-	-
	Students making below Expected Progress.	19%	19%	25%	19%	19%	19%	19%	25%	32%	32%	19%
	Students making GOOD Progress.	38%	25%	43%	43%	31%	38%	43%	43%	43%	56%	38%
	Students making OUTSTANDING progress.	43%	56%	32%	38%	50%	43%	38%	32%	25%	13%	43%



Key Stage 2 – Year 3,4,5 and 6 cohort consists of 9 students (9 male)



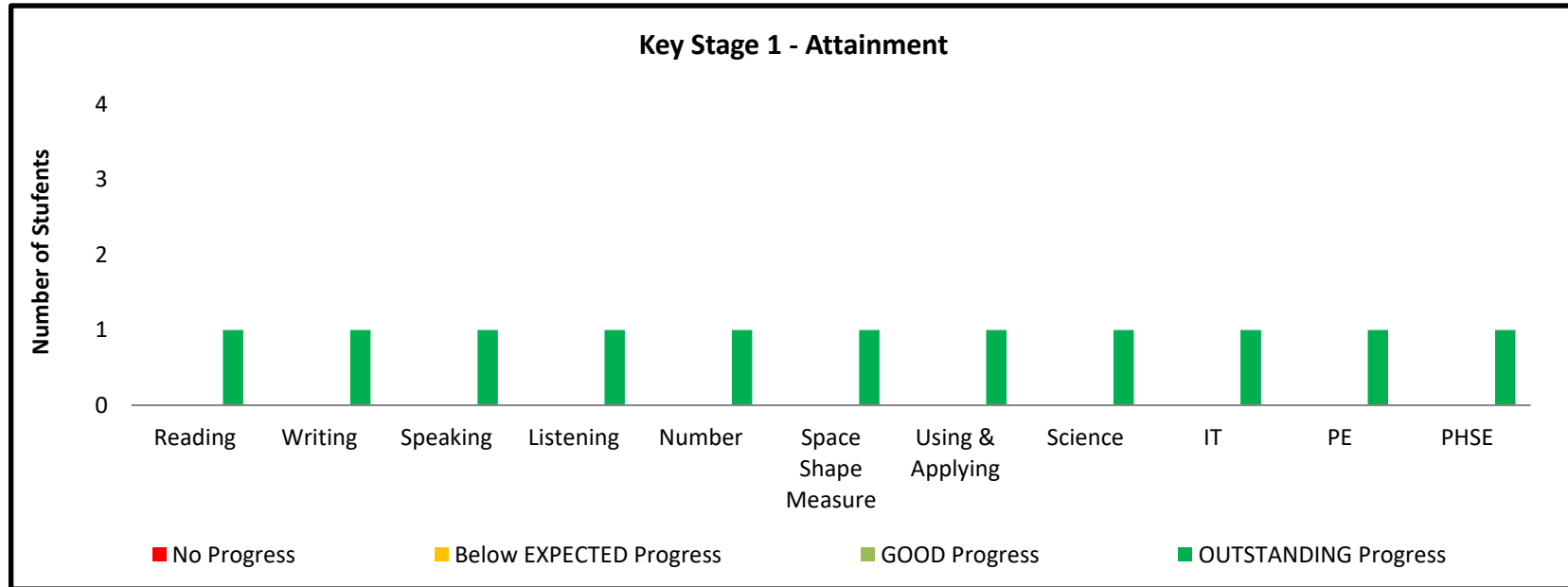
	Core Subjects										
	English				Mathematics			Science			
	Reading	Writing	Speaking	Listening	Number	SSM	U & A	Scientific Enquiry	IT	PE	PHSE

Data Overview – Student Progress

%	Students making No Progress.	-	-	-	-	-	-	-	-	-	-	-
	Students making below Expected Progress.	-	-	-	-	-	-	-	-	11%	22%	-
	Students making GOOD Progress.	11%	22%	33%	-	33%	22%	22%	33%	22%	22%	11%
	Students making OUTSTANDING progress.	89%	78%	67%	100%	67%	78%	78%	67%	67%	56%	89%

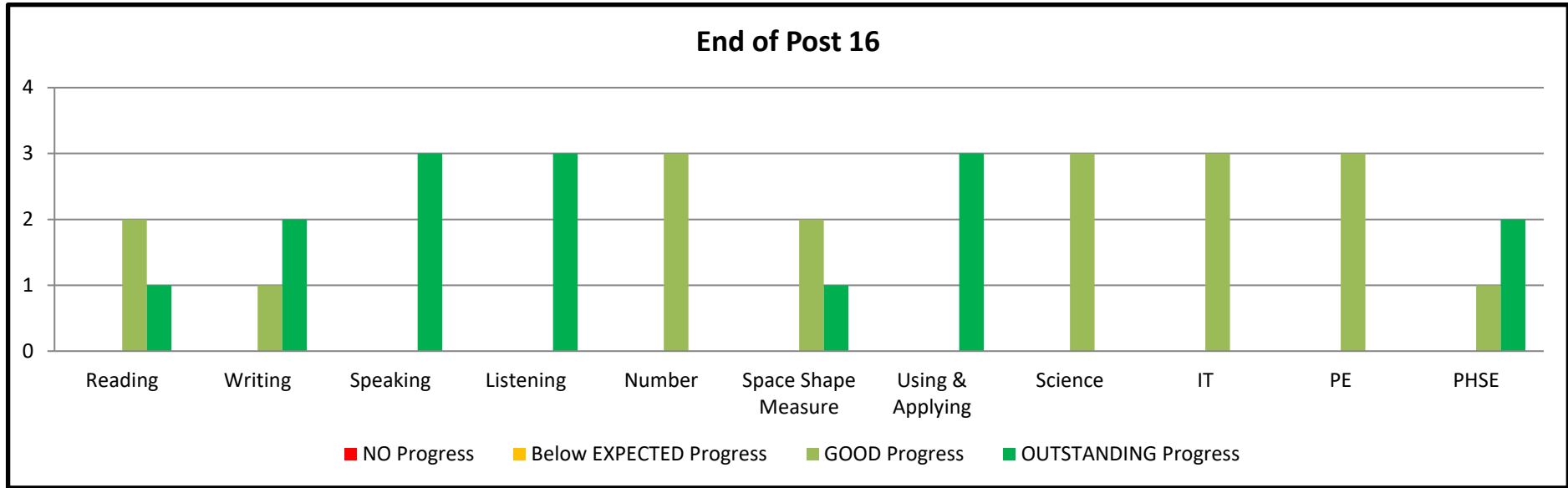


Key Stage 1 consists of 1 male student





End of Post 16 Year 13 The cohort consists of 3 male students



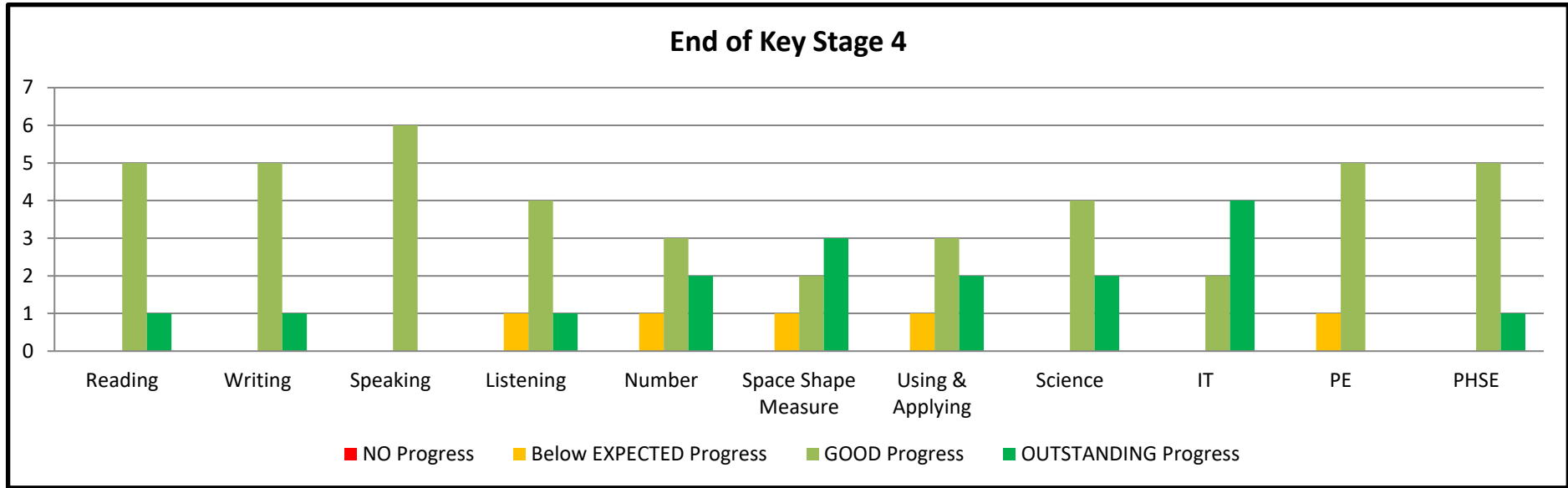
	Core Subjects										
	English				Mathematics			Science			
	Reading	Writing	Speaking	Listening	Number	SSM	U & A	Scientific Enquiry	IT	PE	PHSE

Data Overview – Student Progress

%	Students making No Progress.	-	-	-	-	-	-	-	-	-	-	-
	Students making below Expected Progress.	-	-	-	-	-	-	-	-	-	-	-
	Students making GOOD Progress.	66%	34%	-	-	100%	66%	-	100%	100%	100%	34%
	Students making OUTSTANDING progress.	34%	66%	100%	100%	-	34%	100%	-	-	-	66%



End of Key Stage 4 The cohort consists of 6 students 5 male and 1 female.



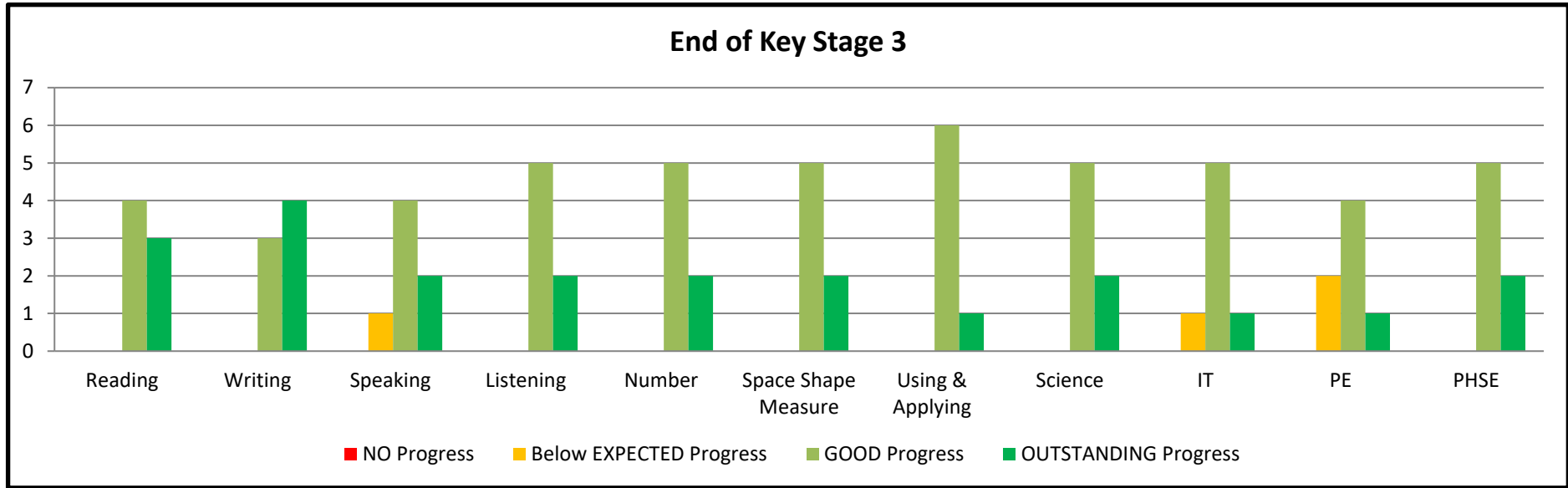
Core Subjects											
English				Mathematics			Science				
Reading	Writing	Speaking	Listening	Number	SSM	U & A	Scientific Enquiry	IT	PE	PHSE	

Data Overview – Student Progress

		Reading	Writing	Speaking	Listening	Number	SSM	U & A	Scientific Enquiry	IT	PE	PHSE
%	Students making No Progress.	-	-	-	-	-	-	-	-	-	-	-
	Students making below Expected Progress.	-	-	-	17%	17%	17%	17%	-	-	17%	-
	Students making GOOD Progress.	83%	83%	100%	66%	50%	33%	50%	66%	34%	83%	83%
	Students making OUTSTANDING progress.	17%	17%	-	17%	33%	50%	33%	34%	66%	-	17%



End of Key Stage 3 The cohort consists of 7 students 6 male and 1 female.



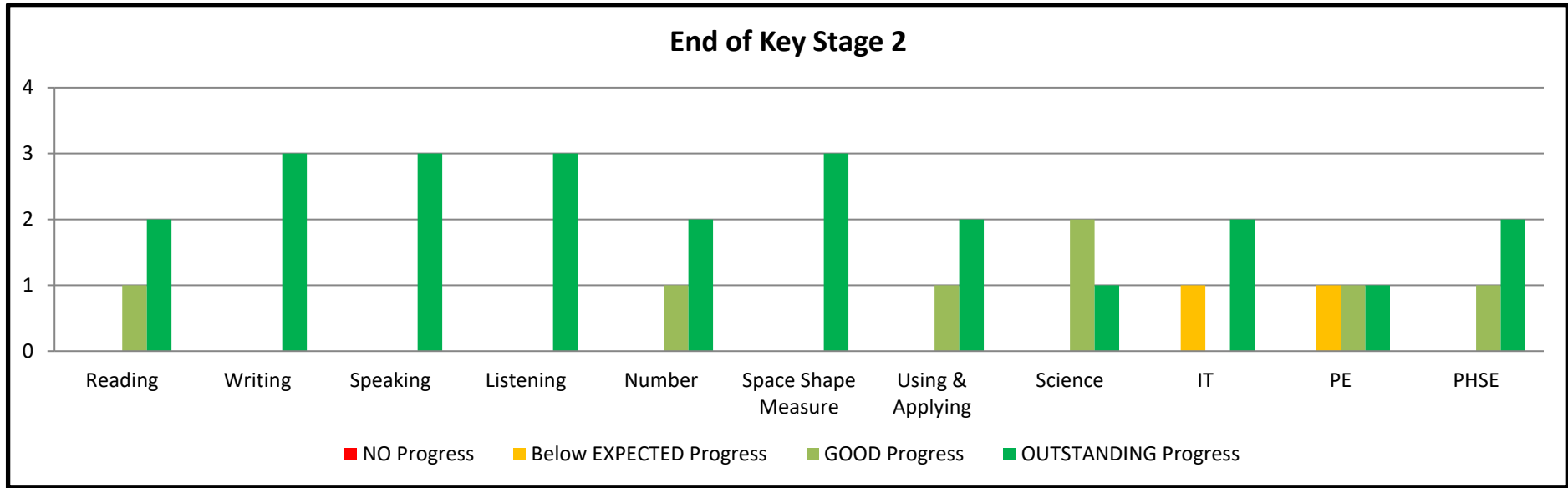
	Core Subjects										
	English				Mathematics			Science			
	Reading	Writing	Speaking	Listening	Number	SSM	U & A	Scientific Enquiry	IT	PE	PHSE

Data Overview – Student Progress

%	Students making No Progress.	-	-	-	-	-	-	-	-	-	-	-
	Students making below Expected Progress.	-	-	14%	-	-	-	-	-	14%	29%	-
	Students making GOOD Progress.	57%	43%	57%	72%	72%	72%	86%	72%	72%	57%	72%
	Students making OUTSTANDING progress.	43%	57%	29%	28%	28%	28%	14%	28%	14%	14%	28%



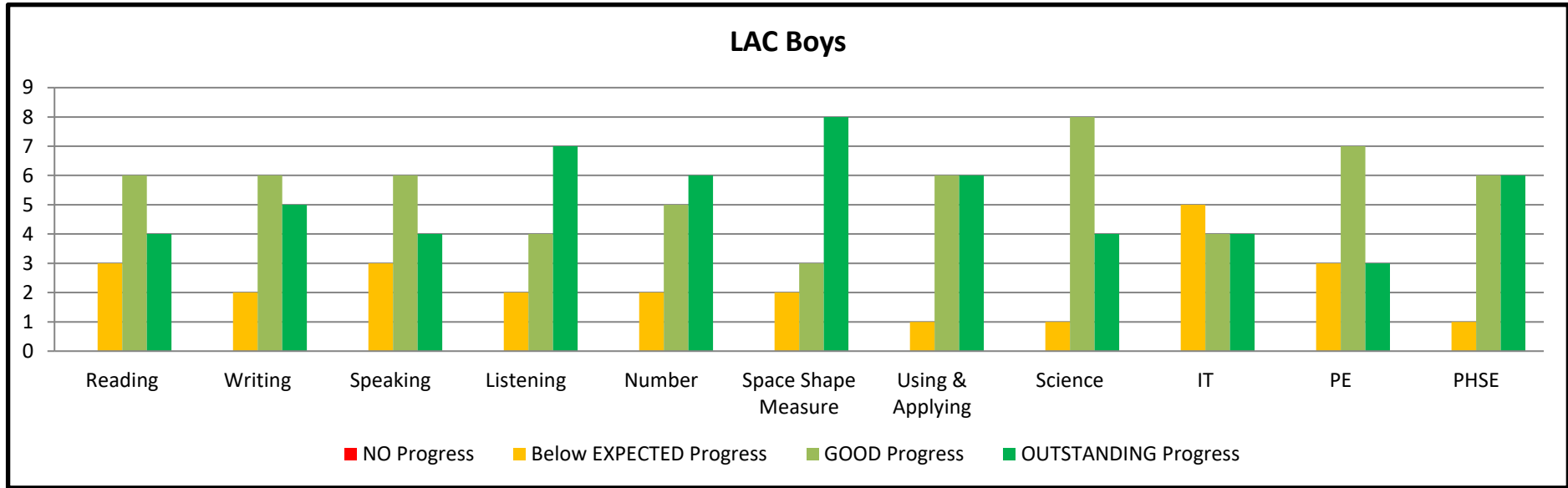
End of Key Stage 2 The cohort consists of 3 students 3 male.



Data Overview – Student Progress		Core Subjects											
		English				Mathematics			Science				
		Reading	Writing	Speaking	Listening	Number	SSM	U & A	Scientific Enquiry	IT	PE	PHSE	
%	Students making No Progress.	-	-	-	-	-	-	-	-	-	-	-	-
	Students making below Expected Progress.	-	-	-	-	-	-	-	-	33%	33%	-	
	Students making GOOD Progress.	33%	-	-	-	33%	-	33%	67%	-	33%	33%	
	Students making OUTSTANDING progress.	67%	100%	100%	100%	67%	100%	67%	33%	67%	34%	67%	



LAC Boys The cohort consists of 13 students and including MF.



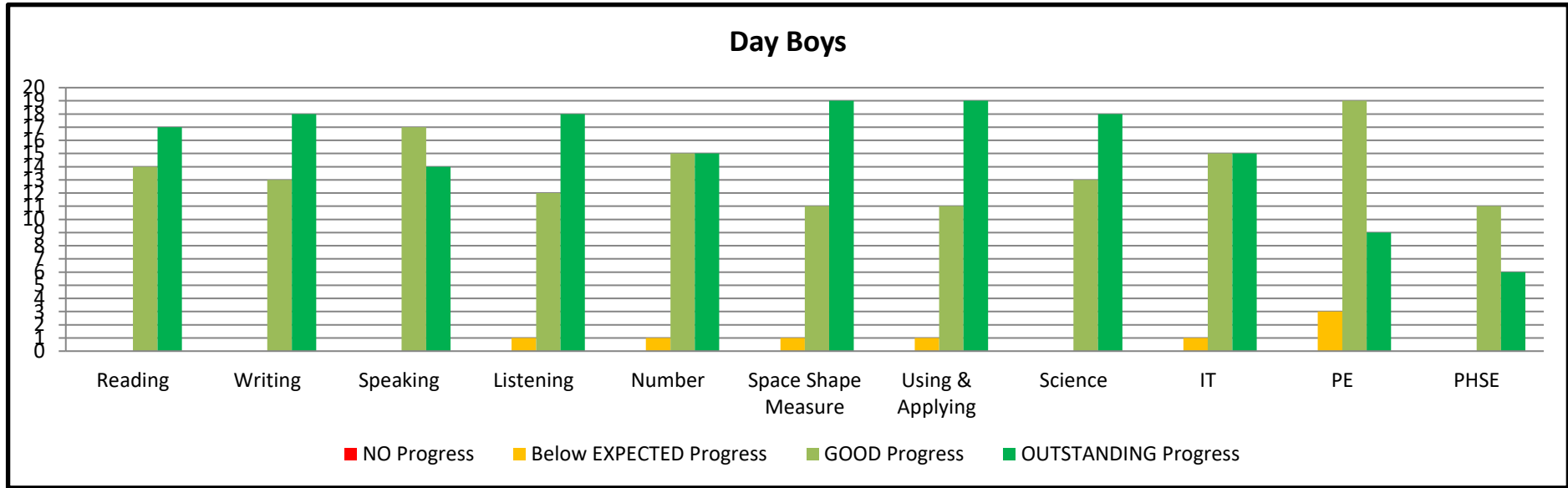
Core Subjects											
English				Mathematics			Science				
Reading	Writing	Speaking	Listening	Number	SSM	U & A	Scientific Enquiry	IT	PE	PHSE	

Data Overview – Student Progress

		Reading	Writing	Speaking	Listening	Number	SSM	U & A	Scientific Enquiry	IT	PE	PHSE
%	Students making No Progress.	-	-	-	-	-	-	-	-	-	-	-
	Students making below Expected Progress.	23%	15%	23%	15%	15%	15%	8%	8%	38%	23%	8%
	Students making GOOD Progress.	46%	46%	46%	31%	39%	23%	46%	62%	31%	54%	46%
	Students making OUTSTANDING progress.	31%	39%	31%	54%	46%	62%	46%	30%	31%	23%	46%



Day Boys The cohort consists of 31 students.



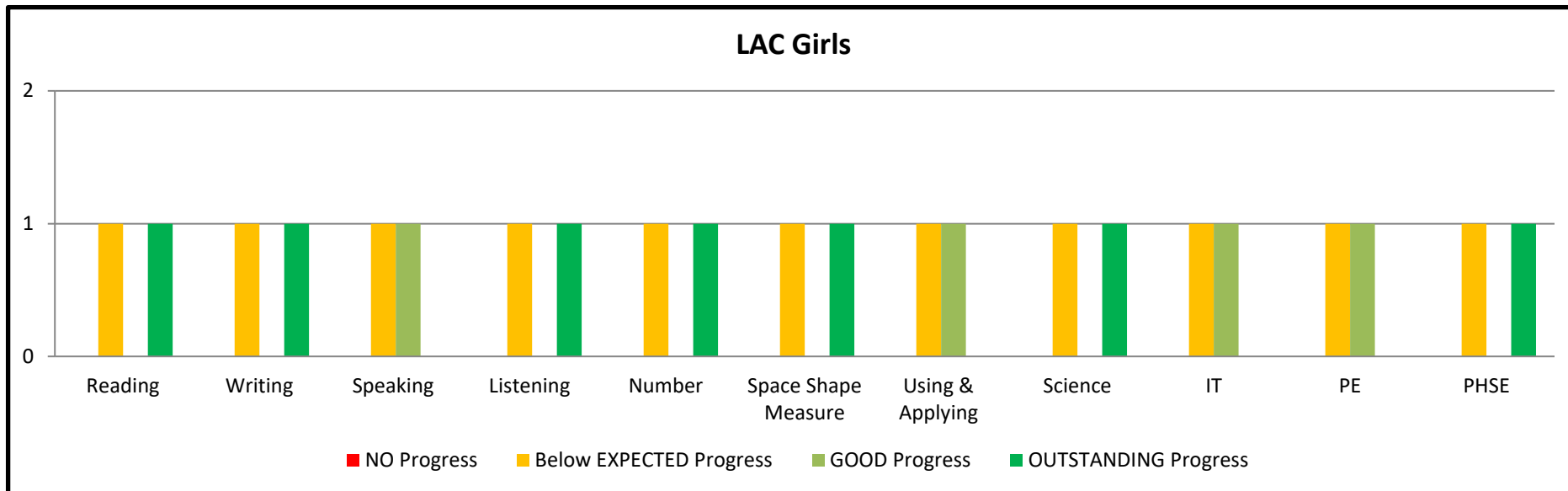
	Core Subjects										
	English				Mathematics			Science			
	Reading	Writing	Speaking	Listening	Number	SSM	U & A	Scientific Enquiry	IT	PE	PHSE

Data Overview – Student Progress

%	Students making No Progress.	-	-	-	-	-	-	-	-	-	-	-
	Students making below Expected Progress.	-	-	-	4%	4%	4%	4%	-	4%	10%	-
	Students making GOOD Progress.	45%	42%	55%	38%	48%	35%	35%	42%	48%	61%	35%
	Students making OUTSTANDING progress.	55%	58%	45%	58%	48%	61%	61%	58%	48%	29%	65%



LAC Girls The cohort consists of 2 students.

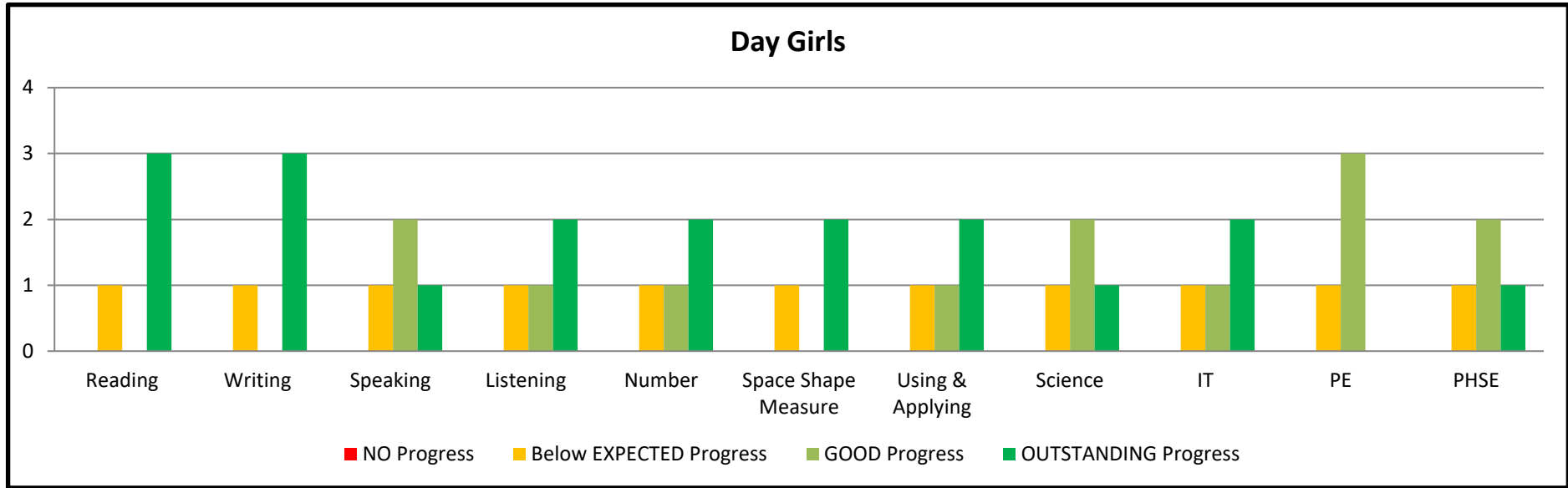


Data Overview – Student Progress	Core Subjects										
	English				Mathematics			Science			
	Reading	Writing	Speaking	Listening	Number	SSM	U & A	Scientific Enquiry	IT	PE	PHSE

%	Students making No Progress.	-	-	-	-	-	-	-	-	-	-	-
	Students making below Expected Progress.	50%	50%	50%	50%	50%	50%	50%	50%	50%	50%	50%
	Students making GOOD Progress.	-	-	50%	-	-	-	50%	-	50%	50%	-
	Students making OUTSTANDING progress.	50%	50%	-	50%	50%	50%	-	50%	-	-	50%



Day Girls The cohort consists of 4 students.



	Core Subjects										
	English				Mathematics			Science			
	Reading	Writing	Speaking	Listening	Number	SSM	U & A	Scientific Enquiry	IT	PE	PHSE

Data Overview – Student Progress

%	Students making No Progress.	-	-	-	-	-	-	-	-	-	-	-
	Students making below Expected Progress.	25%	25%	25%	25%	25%	25%	25%	25%	25%	25%	25%
	Students making GOOD Progress.	-	-	50%	25%	25%	25%	25%	50%	25%	75%	50%
	Students making OUTSTANDING progress.	75%	75%	25%	50%	50%	50%	50%	25%	50%	-	25%

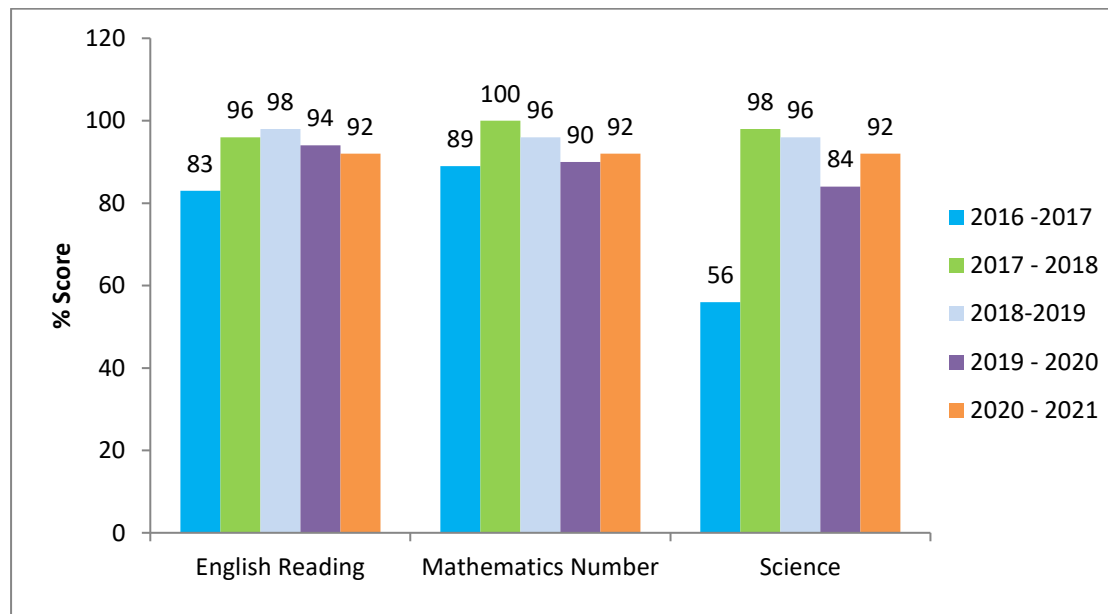


Year on Year Comparison Data

Student Cohort 2016-2017 = 43 **Student Cohort 2017-2018 = 48** **Student Cohort 2018- 2019 = 50** **Student Cohort 2019 -2020 = 49**

Student Cohort 2020 -2021 = 51

Whole School



Reflections

The graph represents % of students who made Good or Outstanding progress.

- The impact of Covid-19 can be seen with the decline in year on year attainment however all students made progress in 2019 – 2020.
- The attainment has a positive trajectory for Number and Science for all students in 2020 – 2021.